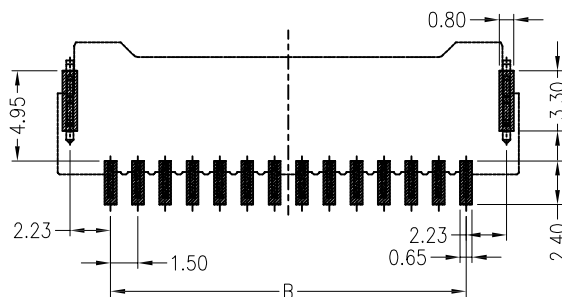
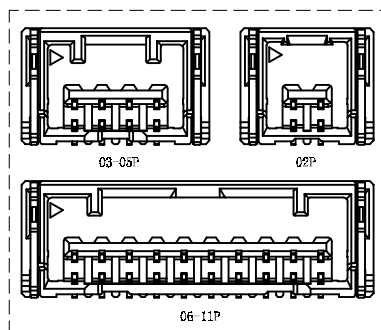
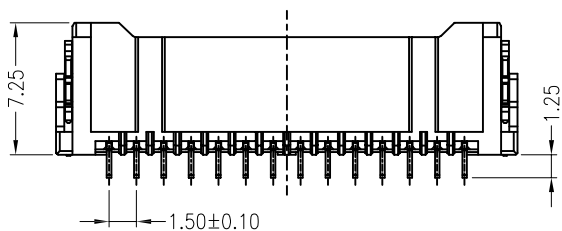
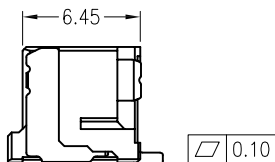
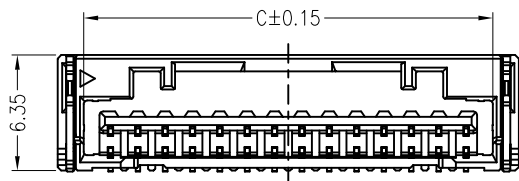
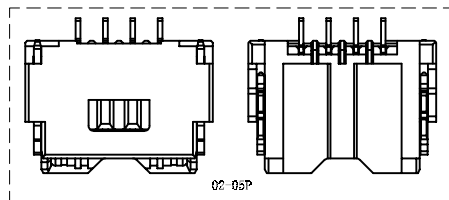
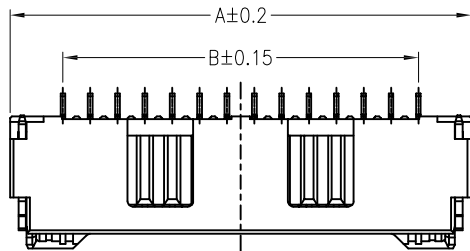


REV	ECN NO	DESCRIPTION	DATE	NAME
A	—	NEW	11/22-'19	HYJ

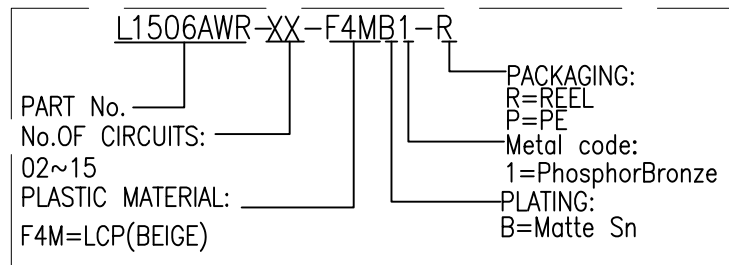


PCB LAYOUT

Specifications:

- Contact resistance: $\leq 20m\Omega$
- Insulation resistance: $\geq 500M\Omega$
- Rated voltage: 100V AC DC
- Rated current: 2.0A AC DC (AWG#24)
- Withstand Voltage: 500V AC/minute
- Temperature Range: $-40^{\circ}C \sim +105^{\circ}C$
- Housing: LCP UL94V-0, Natural (Beige)
- Contacts: Phosphor Bronze/Sn-plated
- Solder Tabs: Brass/Sn-plated

ORDER INFORMATION:



PIN	DIM A	DIM B	DIM C
2pin	7.30	1.50	4.45
3pin	8.80	3.00	5.95
4pin	10.3	4.50	7.43
5pin	11.8	6.00	8.95
6pin	13.3	7.50	10.45
7pin	14.80	9.00	11.95
8pin	16.30	10.50	13.45
9pin	17.80	12.00	14.95
10pin	19.30	13.50	16.45
11pin	20.80	15.00	17.95
12pin	22.30	16.50	19.45
13pin	13.3	13.3	20.95
14pin	14.80	14.80	22.45
15pin	16.30	16.30	23.95

TOLERANCE UNLESS OTHERWISE SPECIFIED	
LINER	ANGLES
.0 ±0.30	0.° ±3°
.00 ±0.20	.0° ±2°
.000 ±0.10	.00° ±1°

LDCONN 东莞连大精密制品有限公司 DongGuan LianDa Precision Products Co., LTD				
TITLE	1.5mm PITCH 90° WAFER SMT	DRAWN BY	HYJ	11/22-'19
PART NO.	L1506AWR-XX-F4MB1-R	CHECKED BY		
DRAWING NO.		APPROVED BY		
SCALE	1:1	UNIT	mm	PAGE 1/1
				SIZE A4