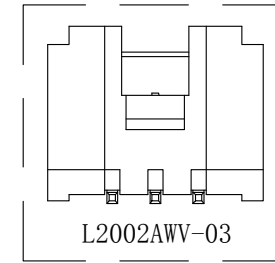
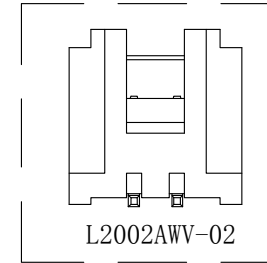
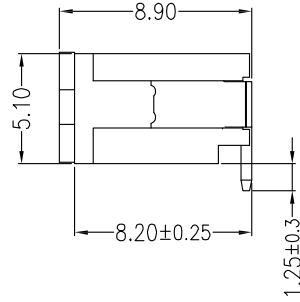
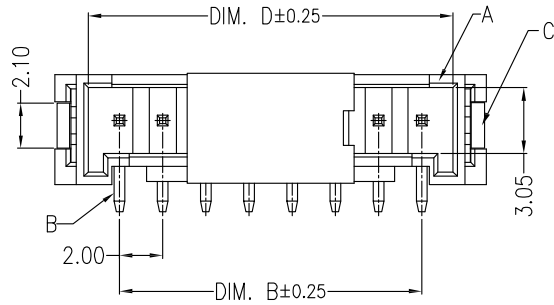


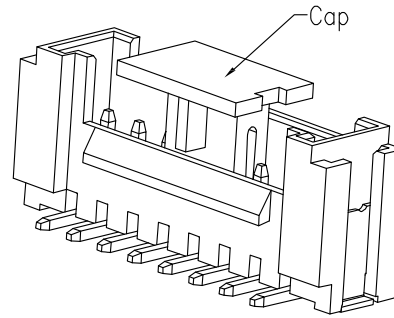
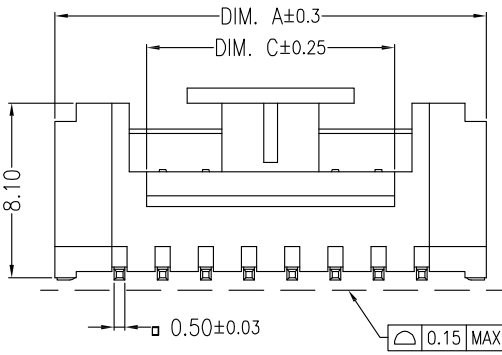
HSF RoHS

REV	ECN NO	DESCRIPTION	DATE	NAME
A		NEW	11/23-'19	HYJ

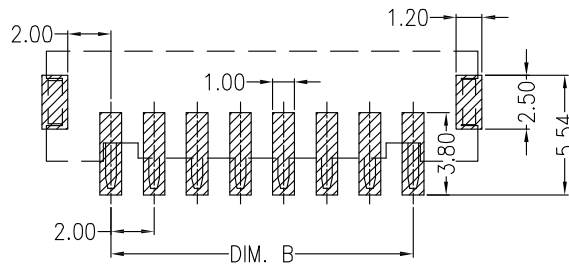
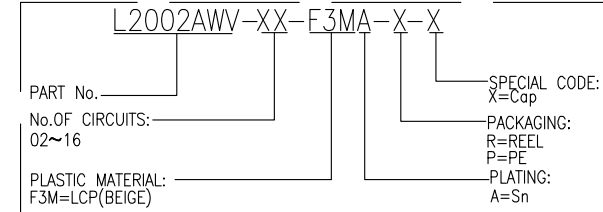


Main Specifications

Poles: 02 to 16
 Contact resistance: $\leq 20m \Omega$
 Insulation resistance: $\geq 1000M \Omega$
 Rated voltage: 250V AC DC
 Rated current: 2.0A AC DC
 Withstand Voltage: 1000V AC/minute
 Temperature Range: -25° C ~ +105° C



ORDER INFORMATION:



SUGGESTED PCB LAYOUT

Circuits	Dimensions (mm)			
	DIM. A	DIM. B	DIM. C	DIM. D
02	8.00	2.00	2.70	4.90
03	10.00	4.00	2.70	6.90
04	12.00	6.00	3.50	8.90
05	14.00	8.00	5.50	10.90
06	16.00	10.00	7.50	12.90
07	18.00	12.00	9.50	14.90
08	20.00	14.00	11.50	16.90
09	22.00	16.00	13.50	18.90
10	24.00	18.00	15.50	20.90
11	26.00	20.00	15.50	22.90
12	28.00	22.00	15.50	24.90
13	30.00	24.00	15.50	26.90
14	32.00	26.00	15.50	28.90
15	34.00	28.00	15.50	30.90
16	36.00	30.00	15.50	32.90

STANDARD TOLERANCE
(EXCEPT SPECIFIED)

LINER	ANGLES
.0 ±0.30	0.° ±3°
.00 ±0.20	.0° ±2°
.000 ±0.10	.00° ±1°

LDCONN 东莞连大精密制品有限公司
 连大 DongGuan LianDa Precision Products Co., LTD

TITLE	2.00mm PITCH 180° WAFER SMT TYPE	DRAWN BY	HYJ	11/23-'19
PART NO	L2002AWV-XX-F3MA-X-X	CHECKED BY		
DRAWING NO		APPROVED BY		
SCALE	1:1	UNIT	mm	PAGE 1/1
				SIZE A4